

AUSLITE® III GATE VALVES RESILIENT SEATED - DN 80 TO DN 400

DESIGNED AND MANUFACTURED TO AS 2638.2, AS 1831 & AS 4158



AUSLITE FEATURES INCLUDE:

- Ductile Iron body and bonnet for high strength and impact resistance
- Ductile Iron gate fully encapsulated in EPDM elastomer to ensure drop tight sealing
- Grade 431 stainless steel spindle for high strength and corrosion resistance
- Seal housing incorporates dual O-ring seals and wiper ring for long life operation
- Back seal facility to allow for replacement of seals under full operating pressure
- Fusion bonded polymeric coating for long life corrosion protection
- Straight through full bore to avoid debris traps
- Isolated fasteners for corrosion protection
- Integral cast-in feet for safe and easy storage
- Anticlockwise closing or clockwise closing available
- Key or hand wheel operation

UPGRADES TO AUSLITE III:

- Assembled and tested in Australia for Australian conditions
- Innovative design and development
- High quality wedge encapsulation using European manufacturing technology.

DESCRIPTION/APPLICATION

The AUSLITE range of Resilient Seated Gate Valves is designed and manufactured to AS 2638.2, AS 1831 and AS 4158. Super light, easy to lift and with low operating torques, operation is fast and efficient.

Application: AUSLITE III Resilient Seated Gate Valves are suitable for use with potable water and wastewater in below or above ground applications. Used for the isolation of sections and branches in pipelines

For non potable media applications such as sewage or salt water use the aggressive media version-AUSLITE Resilient Seated Gate Valve

TECHNICAL DATA

Size Range DN 80 - DN 400

Allowable Operating Pressures
DN 80 - DN 400-1600kPa

Valve designed for use up to 70°C
Where applicable; for AS 4020 compliance, max temp 40°C
Note: Always observe pipe material recommended operating temperatures

End Connections

Flanged to AS 4087 Fig B5, AS 2129 Table E

Certifications

AS2638.2:2011
Lic. SMK02420



WaterMark Level 1
AS 2638.2

WMKA02420

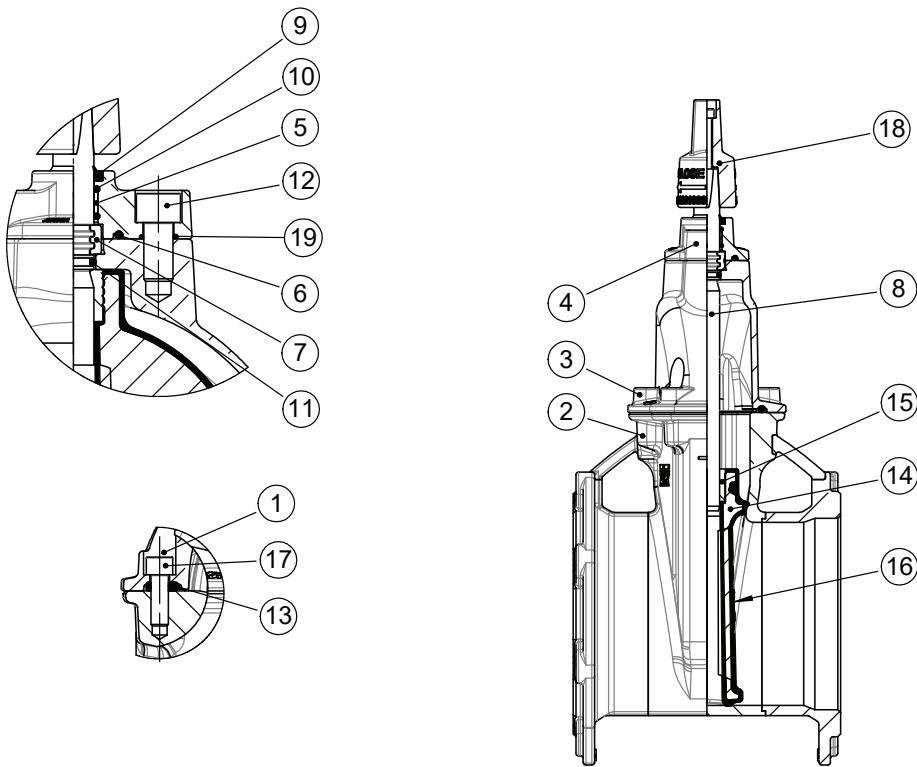
AS/NZS 4020 Testing of products for use in contact with drinking water








AUSLITE® III GATE VALVES
RESILIENT SEATED - DN 80 TO DN 400

DESIGNED AND MANUFACTURED TO AS 2638.2, AS 1831 & AS 4158



END CONNECTIONS

Flange	Flange	Flange
DN 80 - DN 100	DN 150 - 200	DN 225 - 400
		

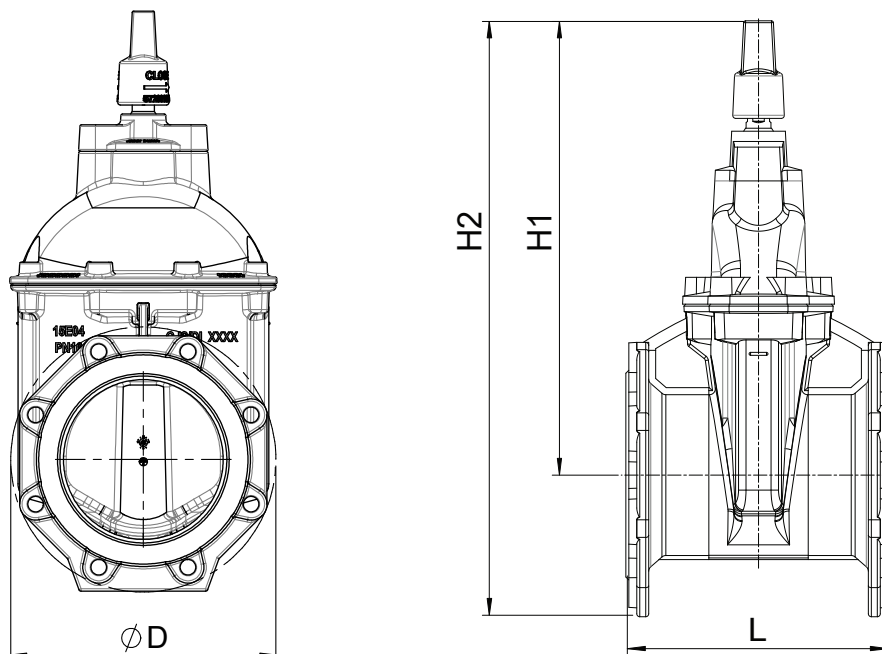
COMPONENT LIST

No	Description Material / Standard
1	Hot melt seal
2	Body Ductile Iron 500-7 to AS 1831
3	Bonnet Ductile Iron 500-7 to AS 1831
4	Gland flange Stainless Steel CF8M
5	Bushing Polyamid
6	O-ring NBR
7	Thrust Collar Dezincification resistant brass CZ 132 to AS 2345
8	Stem Stainless Steel 431
9	Wiper Ring NBR
10	O-ring NBR
11	O-ring NBR
12	Bolt Socket Stainless Steel 316 Fully encapsulated with hot melt glue
13	Bonnet gasket EPDM rubber
14	Wedge Ductile Iron 500-7 to AS 1831
15	Wedge nut Dezincification resistant brass CZ 132 to AS 2345
16	Wedge Rubber EPDM
17	Bolt Socket Stainless steel 316 Fully encapsulated with hot melt glue
18	Stem cap Ductile Iron 500-7 to AS 1831
19	O-ring NBR

AUSLITE[®] III GATE VALVES

RESILIENT SEATED - DN 80 TO DN 400

DESIGNED AND MANUFACTURED TO AS 2638.2, AS 1831 & AS 4158



REFERENCE NOS. AND DIMENSIONS- FLANGE DRILLING TO AS 4087 FIGURE B5 (AS2129 TABLE D)

Viadux product nos. CC	Viadux product nos. ACC	DN mm	L mm	H1 mm	H2 mm	D mm	Hole OD mm	Holes	Bolt PCD	Weight kilos
VRACC08500CK	VRACC08500AK	80	203	351	424	190	18	4	146	13
VRACC10500CK	VRACC10500AK	100	229	374	457	218	18	4	178	16
VRACC15500CK	VRACC15500AK	150	267	457	600	285	18	8	235	34
VRACC20500CK	VRACC20500AK	200	292	561	726	332	18	8	292	52
VRACC22500CK	VRACC22500AK	225	305	643	828	370	18	8	324	87
VRACC25500CK	VRACC25500AK	250	330	656	858	405	22	8	356	93
VRACC30500CK	VRACC30500AK	300	356	739	967	455	22	12	406	126
VRACC37500CK	VRACC37500AK	375	381	917	1192	550	26	12	495	227
VRACC40500CK	VRACC40500AK	400	406	930	1220	580	26	12	521	237

REFERENCE NOS. AND DIMENSIONS- FLANGE DRILLING TO (AS 2129 TABLE E)

Viadux product nos. CC	Viadux product nos. ACC	DN mm	L mm	H1 mm	H2 mm	D mm	Hole OD mm	Holes	Bolt PCD	Weight kilos
VRACC08500CK	VRACC08500AK	80	203	351	424	190	18	4	146	13
VRAEE10500CK	VRAEE10500AK	100	229	374	475	218	18	8	178	18
VRAEE15500CK	VRAEE15500AK	150	267	457	600	285	22	8	235	34
VRAEE20500CK	VRAEE20500AK	200	292	561	726	332	22	8	292	52
VRAEE25500CK	VRAEE25500AK	250	330	656	858	405	22	12	356	93
VRAEE30500CK	VRAEE30500AK	300	356	739	967	455	26	12	406	126
VRACC37500CK	VRACC37500AK	375	381	917	1192	550	26	12	495	227
VRACC40500CK	VRACC40500AK	400	406	930	1220	580	26	12	521	237

VIADUX PTY LTD PO BOX 141 FAIRFIELD, NEW SOUTH WALES 1860 AUSTRALIA / VIADUX.COM.AU / PHONE 1300VIADUX

All Viadux trademarks and logos are owned by Viadux Pty Ltd. All other brand or product names are trademarks or registered marks of their respective owners. Because we are continuously improving our products and services, Viadux reserves the right to change specifications without prior notice. AIIIRSGV1704