
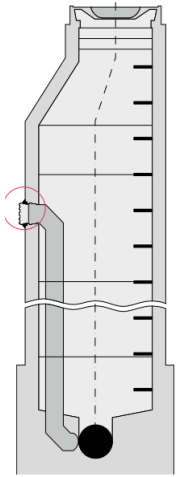




Rehau AWADOCK PP MAINTENANCE STRUCTURE SHAFT FITTINGS

ApprovalMark ISO Type 5 Product Certification Schedule AMI 71503 (AS/NZS 5065:2005)

Item	Model ID	Model Name	Product Description	Size range	Pic	Application
1	AWADOCK K/U	AWADOCK drop to concrete chambers (dia)	<p>AWADOCK as a drop structure or by pass of a drop structure for connection to concrete chambers</p> <p>Seal flat internally, AWADOCK spigot end DN/OD 160</p> <p>Material: SBR / Q-TE-C / PP</p> <p>Colour: Black/Green</p>	<p>DN160 connector</p> <p>DN200 connector</p> <p>DN150 (Vitrified clay)</p>	 	Riser connection or drop connection for concrete chambers.

Item	Model ID	Model Name	Product Description	Size range	Pic	Application
2	AWADOCK	AWADOCK to AWASHAFT (dia, type)	AWADOCK, connection of sewer pipes made of PVC and PP to AWASHAFT PP DN1000/800 Material: SBR /PP Colour: Black/Green	DN160/200 types: Standard, K/U		Connection of sewer pipes made of PVC and PP to AWASHAFT PP DN1000/800
3	AWADOCK KG - CP	AWADOCK KG-CP to corrugated pipes (dia, type)	AWADOCK Connection of sewer pipes made of PVC and PP to twin-wall sewer pipes Material: elastomer /PP Colour: Black/Green	<ul style="list-style-type: none"> • KG-CP type A DN160 connector • KG-CP type B DN160 connector • KG-CP type B DN200 connector 		<p>Connection of sewer pipes made of PVC and PP to twin-wall sewer pipes</p> <p>For connection to AWASHAFT DN600 riser</p>